

TRAFIC SPORT




(www.renault.co.uk)

TRAFIC SPORT



TRAFIC SPORT:
BUSINESS WITH ADDED PLEASURE





Introducing the most stylish work vehicle ever. Renault wanted to create a working van that looked and drove like a car: Trafic Sport is the result. You may spend most of your working day in the driver's seat, so why not spend it in comfort and style? Trafic Sport boasts all the functionality and durability that have made Trafic a resounding business success. On top of that, we've added some sporty 'extras,' like alloy wheels, all round metallic paint and air conditioning. You'll enjoy the drive so much, you might even forget you're working.

TRAFIC SPORT

THE SMARTEST VAN ON THE ROAD

Is cargo space a priority? Opt for the practical Traffic Sport Panel Van. Featuring floor and side anchorage points, along with a fantastically generous load volume of up to 5.9m³, it tackles any challenge with finesse.

Need a passenger vehicle that allows up to nine people to travel in comfort and safety, with room left for luggage? Go for the Traffic Sport Commercial Passenger Vehicle.

If you need to transport both people and goods, opt for the flexible Traffic Sport Crew Van +. An accommodating rear bench seat, flanked by two glazed doors with opening windows, allows you to carry up to three rear passengers with ease, as well as goods in the spacious rear load area (volume up to 4.13m³).

All three vans are available in short or long wheelbase versions, with a range of economical dCi diesel engines and a choice of manual or automatic Quickshift6 gearboxes – giving you total freedom to choose the van that's perfect for you.

Plus, with the extra features that the Traffic Sport offers, whatever version you choose and however you use it, it's an exceptionally smart buy.



CORE FEATURES - PANEL VAN, CREW VAN +, PASSENGER VEHICLE

- 16" 'Ixtar' alloy wheels
- Air conditioning and air conditioned glovebox
- Armrest - driver's side and 'Elba' upholstery
- Front fog lights
- Metallic paint with all round paint
- Trip computer - multifunctional
- 3 year / 100k warranty
- 180° opening rear doors - unglazed
- 2 x 15W single-CD RDS radio with fingertip remote control and separate display
- 6 speed gearbox
- Height adjustable driver's seat
- Passenger bench seat
- Power assisted steering
- Side loading door (left) – unglazed (Panel Van only)
- 4 disc brakes
- ABS with EBD (Electronic Brake Distribution)
- Full steel bulkhead (Panel Vans only)
- Driver's airbag
- Insurance approved (Thatcham category 1) alarm and immobiliser
- Remote central locking with deadlocking
- Spare wheel with anti-theft spare wheel holder
- Electric windows and door mirrors
- Anchorage points on load floor
- Reach adjustable steering wheel
- Anti-drill locks and ignition barrel
- Height adjustable seatbelts with pretensioners and load limiters
- Side impact bars
- Side protection strips
- Wraparound bumpers
- R.A.I.D. (Renault Anti Intruder Device)

ADDITIONAL FEATURES - CREW VAN +

- Side doors (left and right) - glazed with opening window
- Crew Van integral bulkhead
- Removable rear seat bench

ADDITIONAL FEATURES - PASSENGER VEHICLE (NOT INCLUDING CREW VAN FEATURES)

- Side loading doors (left and right) - glazed
- Rear glazed tailgate (heated, wash wipe)
- Second row triple bench seat
- Tinted windows

KEY OPTIONS*

- Airbags - front lateral, curtain and front passenger with airbag deactivation
- Automatic headlights and windscreen wipers and key - 3 button with selective door opening
- ESP (Electronic Stability Programme) with traction and understeer control - load adaptive
- Heat reflecting windscreen
- Parking sensors - rear
- Passenger seat - height adjustable single seat
- Satellite navigation system - full colour map
- Speed limiter – driver controlled
- Speed limiter – engine (56 / 52 / 68 mph)
- Tow bar

***More Options are available – please see the latest Price Guide or ask your Renault Dealer for details.**


COLOURS



D47 Storm Blue (MI)




I44 Intense Blue (MI)




G64 Lightning Silver (MS)



D68 Jet Black (MI)



D31 Apollo White (NM)



C66 Topaz (MI)

NM = Non-metallic Supergloss MP = Metallic Pearlescent MI = Metallic Illusion

It should be noted that printing limitations do not permit these subtle paintwork shades to be shown with absolute accuracy. Only personal inspection of the Traffic at your Renault Dealer will reveal it in its true colours. From time to time changes are made to the colour range. Please check availability with your Renault Dealer.

TECHNICAL SPECIFICATIONS

VERSION		COMMERCIAL PASSENGER VEHICLES														
		SL27dCi 115	SL29dCi 115	LL27dCi 115	SL27dCi 115 QS6	SL29dCi 115 QS6	LL29dCi 115 QS6	SL27dCi 150	SL29dCi 150	LL29dCi 150	SL27dCi 150 QS6	SL29dCi 150 QS6	LL29dCi 150 QS6			
Engine	(kg)	1000	1200	1200	1000	1200	1200	1000	1200	1200	1000	1200	1200			
Wheelbase		Short	Short	Long	Short	Short	Long	Short	Short	Long	Short	Short	Long			
Roof height		Low	Low	Low	Low	Low	Low	Low	Low	Low	Low	Low	Low			
Engine		M9R (MH)			M9R (MH)			G9U (MJ)			G9U (MJ)					
Emission Level		Euro IV non FAP			Euro IV non FAP			Euro IV FAP			Euro IV FAP					
Number of seats		9			9			9			9					
TVV		JLAHA6	JLBHA6	JLJBH6	JLAHAH	JLBAHA	JLBBH6	JLAJA6	JLBJA6	JLBBJ6	JLAJAH	JLBJAH	JLBBJH			
ENGINE																
Engine type		M9R 780			M9R 780			G9U 630			G9U 630					
Engine capacity	(cm³)	1996			1996			2464			2464					
Bore x stroke	(mm)	84 X 90			84 x 90			89 x 99			89 x 99					
Number of cylinders		4			4			4			4					
Compression ratio		15.19			15.19			18			18					
Number of valves		16			16			16			16					
Maximum power kW CEE	(hp)	84 (115hp)			84 (115hp)			107 (150hp)			107 (150hp)					
Engine speed at maximum power	(rpm)	3500			3500			3500			3500					
Maximum torque Nm CEE		240			240			320			320					
Engine speed at maximum torque	(rpm)	1600			1600			1500			1500					
Injection type		Commonrail			Commonrail			Commonrail			Commonrail					
Turbocharge		Yes			Yes			Yes			Yes					
Fuel		Diesel			Diesel			Diesel			Diesel					
Pre-catalytic convertor / catalytic convertor / FAP		Standard / Standard / Not available			Standard / Standard / Not available			Standard / Standard / Standard			Standard / Standard / Not available					
TRANSMISSION																
Gearbox type		Manual			Quickshift 6			Manual			Quickshift 6					
GEARBOX																
Type		PF6			PA6			PF6			PF6					
Number of forward gears		6			6			6			6					
Speed mph (km/h)	1st	4.28 (6.89)	4.42 (7.12)	4.28 (6.89)	4.42 (7.12)	4.75 (7.66)	4.75 (7.66)	4.75 (7.66)	4.75 (7.66)	4.75 (7.66)	4.75 (7.66)	4.75 (7.66)	4.75 (7.66)			
at 1000 rpm	2nd	8.0 (12.88)	8.27 (13.32)	8.0 (12.88)	8.27 (13.32)	8.81 (14.22)	8.81 (14.22)	8.81 (14.22)	8.81 (14.22)	8.81 (14.22)	8.81 (14.22)	8.81 (14.22)	8.81 (14.22)			
	3rd	13.34 (20.76)	13.34 (21.47)	13.34 (20.76)	13.34 (21.47)	13.38 (21.58)	13.38 (21.58)	13.38 (21.58)	13.38 (21.58)	13.38 (21.58)	13.38 (21.58)	13.38 (21.58)	13.38 (21.58)			
	4th	18.34 (29.52)	18.96 (30.52)	18.34 (29.52)	18.96 (30.52)	19.02 (30.68)	19.02 (30.68)	19.02 (30.68)	19.02 (30.68)	19.02 (30.68)	19.02 (30.68)	19.02 (30.68)	19.02 (30.68)			
	5th	23.66 (38.09)	24.46 (39.38)	23.66 (38.09)	24.46 (39.38)	24.55 (39.59)	24.55 (39.59)	24.55 (39.59)	24.55 (39.59)	24.55 (39.59)	24.55 (39.59)	24.55 (39.59)	24.55 (39.59)			
	6th	30.03 (48.34)	31.05 (49.98)	30.03 (48.34)	31.05 (49.98)	31.15 (50.24)	31.15 (50.24)	31.15 (50.24)	31.15 (50.24)	31.15 (50.24)	31.15 (50.24)	31.15 (50.24)	31.15 (50.24)			
STEERING																
Assisted		Standard			Standard			Standard			Standard					
Ø turning circle between kerbs	(m)	11.84	13.17	11.84	13.17	11.84	13.17	11.84	13.17	11.84	13.17	11.84	13.17			
Ø turning circle between walls	(m)	12.4	13.73	12.4	13.73	12.4	13.73	12.4	13.73	12.4	13.73	12.4	13.73			
Turns lock to lock		3.2			3.2			3.2			3.2					
SUSPENSION																
Ø antiroll bar - front	(mm)	Ø 22			Ø 22			Ø 22			Ø 22					
Ø antiroll bar - rear	(mm)	Ø 41,2			Ø 41,2			Ø 41,2			Ø 41,2					
WHEELS AND TYRES																
Standard wheels	(")	16			16			16			16					
Standard tyres	(Front / Rear)	195/65	205/65	195/65	205/65	215/65	215/65	215/65	215/65	215/65	215/65	215/65	215/65			
BRAKING																
Brake circuit	(ABS/ No ABS)	X/X			X/X			X/X			X/X					
A.B.S.		Standard			Standard			Standard			Standard					
Servobrake : single (S), double (D) - Ø	(")	S 11"			S 11"			S 11"			S 11"					
Front : plain disc (DP), vent disc (DV) Ø	(mm)	DV: Bi-piston Ø 40+45			DV: Bi-piston Ø 40+45			DV: Bi-piston Ø 40+45			DV: Bi-piston Ø 40+45					
Rear : drum (T), plain disc (DP), vent disc (DV) Ø	(mm)	DP Ø 41			DP Ø 41			DP Ø 41			DP Ø 41					
AERODYNAMICS																
Cx		0.362			0.362			0.362			0.362					
CAPACITY																
Fuel tank	(l)	90			90			90			90					
WEIGHT																
Unladen in running order	(kg)	1883	1893	1954	1897	1908	1968	1940	1942	2002	1955	1956	2016			
Unladen in running order - front axle		1134	1140	1192	1148	1154	1206	1190	1191	1243	1203	1204	1256			
Unladen in running order - rear axle		749	753	762	749	754	762	750	751	759	752	752	760			
Gross vehicle weight (G.V.W)		2835	2920	3040	2850	2930	3050	2940	2970	3070	2945	2985	3070			
Within G.V.W, maximum permitted on front axle		1450	1580	1620	1450	1580	1620	1580	1580	1645	1580	1580	1645			
Within G.V.W, maximum permitted on rear axle		1650	1650	1650	1550	1650	1650	1650	1650	1650	1650	1650	1650			
Maximum towing train weight (G.T.W)		4755	4840	4960	4770	4850	4970	4860	4890	4990	4865	4905	4990			
Maximum payload		952	1027	1086	953	1022	1082	1000	1028	1068	990	1029	1054			
Minimum payload		761	790	842	770	793	845	760	789	822	759	797	815			
Braked trailer		2000	2000	2000	2000	2000	2000	2000	2000	2000	2000	2000	2000			
Unbraked trailer		750	750	750	750	750	750	750	750	750	750	750	750			
FUEL CONSUMPTION* to EC standards n°93/116 in l/100km																
CO ₂ (g/km) emissions		214			224			207			213			232		
Urban		28.82 (9.8)			27.69 (10.2)			31.7 (8.9)			31.0 (9.1)			26.90 (10.5)		
Extra-urban		40.35 (7)			38.17 (7.4)			39.2 (7.2)			38.8 (7.4)			36.68 (7.7)		
Combined		35.75 (7.9)			33.62 (8.4)			36.2 (7.8)			35.3 (8)			32.09 (8.8)		

*Consumption figures presented in the table are results from tests on the 9 Seat minibus. These values are purely indicative.

