



TAKE A DIFFERENT ROAD

THE NEW L200



PAY HOMAGE TO THE NEW KING

When it was launched the original L200 was hailed as the king of pick-ups, the undisputed lord of the load; eighteen years and one model change later it was still leader of the pack. But times change, vehicles evolve, and Mitsubishi have moved the

goalposts once again. The all-new L200 is stronger, safer, more manoeuvrable and better to drive; it's also far more powerful yet more economical and much more comfortable too. It's every single one of these comparatives, not by just a little, but by a huge amount.

In fact, whilst its styling sets the standard which others will aim for, everything underneath has taken such a dramatic leap in excellence that it's completely shattered the mould. The old king is gone, long live the new king.




SETTING NEW STANDARDS ON THE ROAD

Never before has a pick-up looked like this. Never before has a pick-up driven like this. Gone is the old torsion bar front suspension traditional amongst pick-ups, and in its place are independent double wishbones and coiled springs – just as tough, just as workmanlike but giving you a far,

far better ride. Gone is the old recirculating ball steering and in its place a power assisted rack and pinion set up, which means that compared with its peers the new L200 will turn on a sixpence – a real boon when parking. And on Warrior, Animal and Elegance models, you can even rely on an

electronic stability and traction control system to control the braking and power distribution to individual wheels for superior handling in tricky conditions – something you'll not find in any other pick-up anywhere.



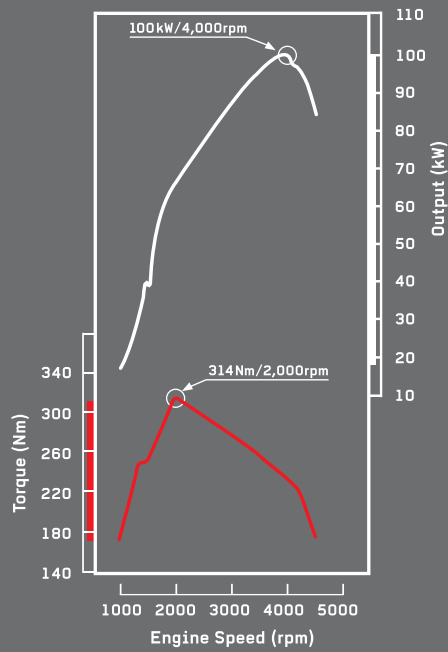


Within just eight weeks of its launch the new L200 had already begun to collect accolades, winning top honours from both Commercial Fleetworld and Professional Van and Light Truck.



**Pick-up
OF THE YEAR
2006**





2.5 litre TURBO





MORE POWER, LESS PAIN

Common rail direct injection technology means that the new L200's 2.5 litre, turbocharged, intercooled engine is a much quieter, cleaner, more economical power-plant than you could ever expect to find in a pick-up, meeting Euro 4 emissions criteria and returning an exceptional 32.8 mpg on the combined cycle. And it will go much, much further between services, too. Yet improved fuel injection and sixteen valves boost power output by over seventeen per cent, and with 231 lb.ft. at just 2000 rpm it enjoys thirty per cent more torque than its highly acclaimed predecessor. Getting the best out of this engine is a smooth-shifting, five-speed manual gearbox or, for the very first time on an L200, a four-speed automatic transmission with overdrive.



Comfortable, practical and fun, this pick-up's multi-faceted personality can be summed up by the information available from the multi-mode display, since a compass, altimeter and barometer join the average speed and fuel economy information more commonly available.





CLASS ACT

The L200 has always been synonymous with outstanding build-quality and excellent levels of specification, but this new L200 is a revelation – the dash is shapely, the dials stunning, and the ergonomics exceptional. Build-quality has been taken to new heights with vastly improved finishes and attention to detail and the specification is such that you can enjoy electric windows, air conditioning and a CD player with MP3 capability on virtually every model.





SPACE CRAFT

Never, ever before has a pick-up afforded so much space, in fact, the new L200 double cab has the biggest cab in its class by a mile! But this vehicle isn't about size, it's about attention to the finer points. It's about making the most of all that space with comfortable seats, with height adjustment for the driver. It's about pampering passengers with head restraints all round for comfort and safety, and truly clever storage which means that your pick-up keeps in peak condition no matter who you have on board.



Warrior shown with accessories: 18" Le Mans 3 alloy wheels, mesh front grille set and stainless steel sports bar, side bars and door handle recess covers.

WARRIOR CHIEF

In the States they have long been driving pick-ups for pure pleasure, a concept introduced to the UK several years ago with vehicles like the double cab Warrior. Dressed to impress with stylish front guard, alloy wheels and plenty of chrome, air conditioning and the optional soft sheen of leather this vehicle is primed for play, yet, as with every L200, its classification as a commercial vehicle means that for company car drivers it attracts a lower BIK tax than other vehicles of similar value. And if you're registered for VAT you can even reclaim this element of the purchase price. Sometimes you really can have it all!





ANIMAL MAGNETISM

The coolest cab on the block, the street-smart Animal, is the L200 with a secret weapon – a 165 bhp power upgrade which boosts maximum torque to a prodigious 302 lb.ft. at 2200 rpm. Of course, even without the extra oomph it draws the eye and satisfies the soul with its unique blend of swagger and style.





ANIMAL CAB

Step inside and you'll find that the Animal more than lives up to its promise. Cool blue stitching on the leather steering wheel and shift knobs echoes the blue knobs, dials, multi-mode display, illuminated door entry guards and bolster panels* in the ultra-smart leather seats. The air conditioning is climate controlled, the audio courtesy of a 10-disc CD autochanger and the Smartnav satellite navigation system will allow you to keep your mind on your driving and your eyes on the road wherever you may roam.

 **smartnav**[®]

*Bolster panels are grey on Animal models in Aztec Red exterior colour.





L200 Limited Edition in association with Animal, one of the UK's leading action sports brands developing clothing, footwear, watches, eyewear, luggage and accessories. For further information please visit www.animal.co.uk



BRAINS, BEAUTY AND PLENTY OF MUSCLE

The new L200 is the most stunning, spacious, sophisticated, comfortable, manoeuvrable, car-like pick-up ever, no question. But don't think for one moment that it's gone soft – look closely and you'll recognise the Mitsubishi Truck Evolution which debuted in the hostile conditions of the 2005 Dakar Rally – a race Mitsubishi won this year for a record 11th time. Since the new L200 is stronger, safer, more stable and more powerful than its predecessor – a vehicle which has proved its worth many times in world class cross country rallying – there's absolutely no doubt that this particular beauty is far, far more than a pretty face.








WALK ON THE WILD SIDE

Mitsubishi have long been the master of tough terrain, after all, cross country rallying demands that your vehicle holds its line even when the course changes from deep mud to tyre-shredding gravel halfway around a bend. In fact, the new L200 offers a choice of superior drivetrains with which to tame the rough stuff. Long tested

in the Shogun and unique in the world of pick-ups the Super Select system enables on-road driving with either two or four wheels engaged – for extra grip on the asphalt when you need it – and two four-wheel drive modes for use off-road. Alternatively, the Easy Select system offers on-road two-wheel drive and the same two off-road

modes plus a heavy-duty rear differential lock which operates only in 4LLc. Engaged via a switch conveniently positioned on the dashboard, this locks the differential so that both rear wheels turn together, providing extra traction when the going gets really tough.



2H: 2WD high range is generally best for highway cruising or city driving, giving smooth, economical performance. As driving conditions change, so can this L200 – on the move. At speeds of up to 62mph you can shift between 2H, 4H and 4HLc without even needing to use the clutch.



4HLc: In 4WD high range with the centre differential locked power is evenly distributed between the front and rear wheels, improving traction and manoeuvrability on rough roads or on sandy or snow-covered surfaces.



4H: 4WD high range is the full-time 4WD mode available only on the Super Select system. Torque is split equally between front and rear axles, offering the extra grip needed for safe highway driving in slippery conditions. The centre differential with VCU resolves the traditional 4WD problem of transmission wind-up experienced during cornering and tight manoeuvres.



4LLc: 4WD low range with the centre differential locked lowers the centre differential gear ratio. This provides greater torque for climbing or descending steep inclines at very low speeds, or for going through deep snow, mud or sand. To shift into or out of 4LLc the L200 must be brought to a complete halt.

Mitsubishi's Active Stability and Traction Control system also aids traction in off-road situations. On sensing wheel spin it automatically activates the brakes to maintain traction whilst simultaneously redistributing power to the wheels with the most grip.



A BONUS FROM EVERY ANGLE

Mitsubishi's ability to think outside the box means that the new L200 looks good enough to go anywhere yet it remains a paragon of practicality, particularly in double cab guise. Four doors and five seats mean that there's room inside for family and friends, room in the back for a cart-load of kit and plenty of brawn for towing. Enough to tow 2,700kg, in fact; and the full-time four-wheel drive capability provided by a Super Select drivetrain makes towing both easier and safer than before.

Please note: rear bumper with step illustrated above is not available in the UK.








PICKING UP STARS IN THE SAFETY STAKES

The new L200 is tougher, stronger, safer than ever before. An exceptionally substantial ladder frame chassis has improved torsional rigidity by 50% and longitudinal rigidity by 70%, making it not only safer but far more stable too. The Active Stability and Traction Control System, unique amongst its peers, optimises braking and power to each wheel individually when it senses a potential skid, ensuring maximum grip under all driving conditions. And the Anti-lock Braking System with Electronic Brake-force Distribution prevents tyres from locking in emergency stops, giving control at the times when you really, really need it.





A Driver only with EBD



B With Passengers and cargo with EBD

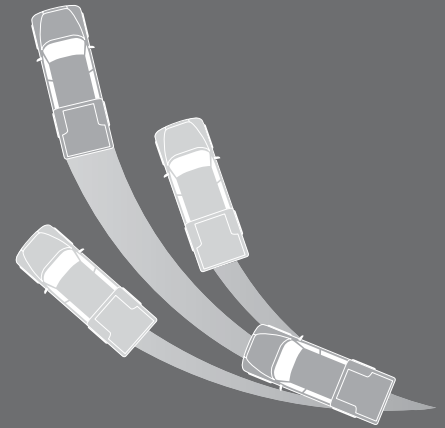


C With Passengers and cargo without EBD



The greater the load, the harder it is to stop. Mitsubishi's ABS with Electronic Brake-force Distribution (EBD) adjusts the level of braking power applied between the front and rear wheels depending upon the load.

ACTIVE STABILITY CONTROL



The new L200 boasts a strong, ladder frame chassis, front crumple zones which absorb impact energy and reinforcement which helps to maintain the integrity of the cabin and so protect the occupants.



FOCUS ON THE WORK ETHIC

Whilst the new L200 has both the brains and the beauty to take you far beyond the workplace, it's conceivable that you may neither want or need to. If you're absolutely single-minded about load-lugging the L200 single cab has all the answers – excellent visibility, a superb turning circle and a large, clear, double-walled cargo bed made from galvanized steel with a single, central tailgate release (because you only have one pair of hands). Inner and outer load lashing facilities and a guard frame which separates cab from cargo area ensure that your load stays right where it's meant to be no matter what manoeuvres you might make.



11.8m
TURNING CIRCLE





2+2 FORMS A CLUB

With its stylish curves at first glance the L200 club cab closely resembles the double cab form, but its generous cargo capacity makes it a true workaholic. By extending the overhang Mitsubishi have created a load bed in excess of 1.8m long, double-walled for strength of course, and with a central tailgate release and inner lashing hooks to secure your load. Yet inside, two rear flip-up seats provide the flexibility of a four-seater.



The L200 4Work/4Life models' tailgate may be dropped 180° or locked into the horizontal position to accommodate overlength loads.





THE PROFESSIONAL ASSISTANT

The single and club cab L200s are designed for uncompromising professionals. With their focus fixed firmly on work they provide all the essentials you need to do the job and do it well. Large, clear, easy to use controls, ergonomically designed to be at your fingertips; firm yet comfortable seating with plenty of support for the driver and a steering column which can be adjusted for rake, and loads of well-thought-out storage spaces to complete the picture. Whatever you have in mind for your L200 you can be sure that they will rise to the occasion, just like the professionals they are.





This is just a small selection of accessories for the new L200. The full range is illustrated in the L200 accessories brochure, please ask your dealer for a copy.



- 1. Gas lift tonneau cover; Aluminium load liner
- 2. Bedrug bed liner
- 3. Under rail bed liner
- 4. Over rail bed liner with optional utility box



- 5. Lockable gas lift load area cover
- 6. Stainless steel sports bar
- 7. Le Mans 3 18" alloy wheel and tyre package
- 8. Door handle recess covers



ACCESSORIES

A wide range of accessories are available to help fine-tune this stunning new L200 into the exact load-lugger which you need, all of which enjoy the same exceptional warranty as the vehicle itself if fitted when new.



- 9. Upper sports grille. Stainless steel mesh with chromed surround; Resin front bumper protection with chromed top plate and chromed "teeth"
- 10. Rear parking assistance



- 11. Utility top
- 12. Sports utility top
- 13. Aluminium roll-top;
Side lashing bars
- 14. Truckman top

11



12



13



14



EXTERIOR AND INTERIOR



L200 SINGLE CAB 4WORK

With manual transmission and the Easy Select 4WD system with rear differential lock as standard the 4Work also benefits from ABS with EBD, dual SRS airbags, rear fog lamp and stereo radio/CD with MP3 capability.



L200 SINGLE CAB 4LIFE

In addition to the specifications enjoyed by the 4Work the L200 4Life also boasts central door locking with remote keyless entry, electric windows and air conditioning.



EXTERIOR AND INTERIOR



L200 CLUB CAB 4WORK

With manual transmission and the Easy Select 4WD system with rear differential lock as standard the 4Work also benefits from colour-keyed front bumper, ABS with EBD, dual SRS airbags, rear fog lamp and stereo radio/CD with MP3 capability.



L200 CLUB CAB 4LIFE

In addition to the specifications enjoyed by the 4Work the L200 Club Cab 4Life also boasts side steps, chrome-rimmed front grille, central door locking with remote keyless entry, electric front windows and air conditioning.



EXTERIOR AND INTERIOR



L200 CLUB CAB WARRIOR

The Warrior includes all the features of the 4Life but adds a colour-keyed front bumper and guard with chrome inserts, chrome door mirrors and handles, black and chrome front grille, front fog lamps, 16" six-spoke alloy wheels with wheelarch extensions, side steps and chrome rear bar with integrated step.



L200 DOUBLE CAB 4WORK

With manual transmission and the Easy Select 4WD system with rear differential lock as standard the 4Work also benefits from colour-keyed front bumper, ABS with EBD, dual SRS airbags, rear fog lamp and stereo radio/CD with MP3 capability.



EXTERIOR AND INTERIOR



L200 DOUBLE CAB 4LIFE

In addition to the specifications enjoyed by the 4Work the L200 double cab 4Life also boasts side steps, chrome-rimmed front grille, central door locking with remote keyless entry, electric windows all round and air conditioning.



L200 DOUBLE CAB WARRIOR

The Warrior includes all the features of the 4Life but with Super Select 4WD and M-ASTC with a choice of manual or automatic transmission. Externally it enjoys a colour-keyed front bumper and guard with chrome inserts, chrome door mirrors and handles, black and chrome front grille, 17" alloy wheels with wheelarch extensions, side steps, chrome rear bar with integrated step, privacy glass and an electronic multi-mode display. The air conditioning is climate controlled and the steering wheel and shift knob are leather.



Black leather available at additional cost




L200 DOUBLE CAB ANIMAL

Like the Warrior the Animal boasts Super Select 4WD and M-ASTC with a choice of manual or automatic transmission, plus a 165 bhp engine upgrade. A sports mesh front grille replaces the Warrior grille and a colour-keyed rear skirt replaces the rear bar; a grey front guard matches the wheelarch extensions and chrome lamp bezels enhance the lights. Additional features including a 10-disc CD autochanger, Smartnav satellite navigation, illuminated door entry guards and leather seats with Animal logo make this the height of cool.



L200 DOUBLE CAB ELEGANCE

The L200 Elegance is the epitome of restrained luxury in a double cab. Closely resembling the Warrior but with no graphics and a colour-keyed rear skirt it also boasts a 6-disc CD autochanger and DVD based satellite navigation system. Black leather heated seats with driver's electric adjustment and a multi-function display with touch-screen selection of air conditioning, satellite navigation and audio are standard.



MAJOR SPECIFICATIONS

Model		Single Cab 4Work/4Life Manual	Club Cab 4Work/4Life Manual	Club Cab Warrior Manual
Engine				
Engine type		In-line 4-cylinder 16-valve DOHC diesel engine, turbocharger with intercooler		
Fuel system		Diesel, electronic common-rail direct injection		
Displacement	cc	2477	2477	2477
Bore/stroke	mm	91.1 x 95.0	91.1 x 95.0	91.1 x 95.0
Compression ratio		17.5	17.5	17.5
Maximum output	kW (bhp) at rpm	100 (134)/4000	100 (134)/4000	100 (134)/4000
Maximum torque	Nm (lb.ft) at rpm	314 (231)/2000	314 (231)/2000	314 (231)/2000
Emission compliance		EURO 4	EURO 4	EURO 4
Alternator	V/A	12V/90A	12V/90A	12V/90A
Battery	V/Ah	95D31L	95D31L	95D31L
Performance/Fuel Consumption/Emissions				
Maximum speed	mph (kph)	103 (167)	103 (167)	103 (167)
Acceleration 0-62 mph	secs	14.6	14.6	14.6
Fuel type		Diesel	Diesel	Diesel
Fuel consumption	Urban mode	10.7 (26.4)	10.7 (26.4)	10.7 (26.4)
lts/100km (mpg)	Extra urban mode	7.4 (38.2)	7.4 (38.2)	7.4 (38.2)
	Combined	8.6 (32.8)	8.6 (32.8)	8.6 (32.8)
CO ₂ emissions	g/km	228	228	228
Suspension and Steering				
Front axle		Independent, double wishbone with coil springs		
Rear axle		Rigid, elliptic leaf springs		
Brakes		Anti-lock Braking System with Electronic Brakeforce Distribution (ABS with EBD)		
	Front	294mm (11.6") ventilated discs	294mm (11.6") ventilated discs	294mm (11.6") ventilated discs
	Rear	295mm (11.6") drums	295mm (11.6") drums	295mm (11.6") drums
Steering		Rack and pinion, power-assisted	Rack and pinion, power-assisted	Rack and pinion, power-assisted
Min. turning circle	m (ft)	11.8 (38.7)	11.8 (38.7)	11.8 (38.7)
Tyres		205/80R16 108R	205/80R16 108R	205/80R16 108R
Wheels		16" x 6JJ Steel	16" x 6JJ Steel	16" x 6JJ Alloy
Driveline/Transmission				
Type		Easy Select 4WD	Easy Select 4WD	Easy Select 4WD
Clutch	Manual	Hydraulic	Hydraulic	Hydraulic
	Automatic	-	-	-
Rear differential lock		STD	STD	STD
Mitsubishi Active Stability and Traction Control		-	-	-
Transmission	Manual	5-speed	5-speed	5-speed
	Automatic	-	-	-
Gear ratios	1st	4.313	4.313	4.313
	2nd	2.330	2.330	2.330
	3rd	1.436	1.436	1.436
	4th	1.000	1.000	1.000
	5th	0.789	0.789	0.789
	Reverse	4.220	4.220	4.220
Transfer gear ratio	High/Low	1.000/1.900	1.000/1.900	1.000/1.900
Final gear ratio		3.917	3.917	3.917
Dimensions				
Loadbed				
Length x width x height	mm	2220 x 1470 x 405	1805 x 1470 x 405	1805 x 1470 x 405
Width between wheelarches	mm	1085	1085	1085
Cargo floor height	mm	845	855	855
Exterior l x w x h	mm	5040 x 1750 x 1775	5115 x 1800 x 1775	5115 x 1800 x 1775
Ground clearance (unladen)	mm	200	200	200
Track Front	mm	1505	1505	1505
Rear	mm	1500	1500	1500
Wheelbase	mm	3000	3000	3000
Approach angle	degrees	-	-	-
Departure angle	degrees	-	-	-
Ramp breakover	degrees	-	-	-
Weights/Volumes				
Seating capacity		2	4	4
Fuel tank capacity	lts (imp.galls)	75 (16.5)	75 (16.5)	75 (16.5)
Gross vehicle weight	kg (lbs)	2890 (6372)	2890 (6372)	2890 (6372)
Kerb weight ^{*1}	kg (lbs)	1770 (3903)	1790 (3946)	1790 (3946)
Max payload capacity ^{*2}	kg (lbs)	1120 (2470)	1100 (2425)	1100 (2425)
Towing capacity Braked	kg (lbs)	2700 (5954)	2700 (5954)	2700 (5954)
Unbraked	kg (lbs)	750 (1654)	750 (1654)	750 (1654)
Trailer nose weight	kg (lbs)	115 (254)	115 (254)	115 (254)
Servicing/Insurance/Warranty				
Service intervals		Every 12,500 miles or 12 months, whichever occurs first		
Insurance group		8E	8E	9E
Warranty		3 year/100,000 mile warranty, 12 year anti-corrosion perforation warranty, 3 year pan-European roadside, home and accident assistance		

Important Information: The weights quoted apply to vehicles in standard condition. The operator must ensure compliance with plated axle weights embossed on the vehicle identification plate. ^{*1}Kerb weight excludes an allowance of 75kgs for a driver, but includes the weights of oil, engine coolant, operational fluids, fuel tank filled to 100%, toolkit and spare wheel, as defined by HM Revenue and Customs. ^{*2}Maximum payload capacity as defined by HM Revenue & Customs for VAT purposes.

**Double Cab 4Work/4Life
Manual**

**Double Cab Warrior
Manual/Automatic**

**Double Cab Animal
Manual/Automatic**

**Double Cab Elegance
Automatic**

In-line 4-cylinder 16-valve DOHC diesel engine, turbocharger with intercooler

Diesel, electronic common-rail direct injection

2477	2477	2477	2477
91.1 x 95.0	91.1 x 95.0	91.1 x 95.0	91.1 x 95.0
17.5	17.5	17.5	17.5
100 (134)/4000	100 (134)/4000	123 (165)/3800	100 (134)/4000
314 (231)/2000	314 (231)/2000	402 (296) [348 (256)]/2000	314 (231)/2000
EURO 4	EURO 4	EURO 4	EURO 4
12V/90A	12V/90A	12V/90A	12V/90A
95D31L	95D31L	95D31L	95D31L

103 (167)	103 (167) [102 (165)]	105 (169) [†] [104 (168) [†]]	102 (165)
14.6	14.6 [17.8]	11.3 [†] [12.1 [†]]	17.8
Diesel	Diesel	Diesel	Diesel
10.7 (26.4)	10.7 (26.4) [11.8 (23.9)]	11.5 (24.6) [12.0 (23.5)]	11.8 (23.9)
7.4 (38.2)	7.4 (38.2) [8.2 (34.4)]	7.4 (38.2) [8.2 (34.4)]	8.2 (34.4)
8.6 (32.8)	8.6 (32.8) [9.5 (29.7)]	8.9 (31.7) [9.6 (29.4)]	9.5 (29.7)
228	228 [252]	236 [256]	252

Independent, double wishbone with coil springs

Rigid, elliptic leaf springs

Anti-lock Braking System with Electronic Brakeforce Distribution (ABS with EBD)

294mm (11.6") ventilated discs	294mm (11.6") ventilated discs	294mm (11.6") ventilated discs	294mm (11.6") ventilated discs
295mm (11.6") drums	295mm (11.6") drums	295mm (11.6") drums	295mm (11.6") drums
Rack and pinion, power-assisted	Rack and pinion, power-assisted	Rack and pinion, power-assisted	Rack and pinion, power-assisted
11.8 (38.7)	11.8 (38.7)	11.8 (38.7)	11.8 (38.7)
205/80R16 104S	245/65R17 111S	245/65R17 111S	245/65R17 111S
16" x 6JJ Steel	17" x 7JJ Alloy	17" x 7JJ Alloy	17" x 7JJ Alloy

Easy Select 4WD	Super Select 4WD (SS4)	Super Select 4WD (SS4)	Super Select 4WD (SS4)
Hydraulic	Hydraulic	Hydraulic	-
-	Torque converter	Torque converter	Torque converter
STD	-	-	-
-	STD	STD	STD
5-speed	5-speed	5-speed	-
-	4-speed	4-speed	4-speed
4.313	4.313 [2.842]	4.313 [2.842]	2.842
2.330	2.330 [1.495]	2.330 [1.495]	1.495
1.436	1.436 [1.000]	1.436 [1.000]	1.000
1.000	1.000 [0.731]	1.000 [0.731]	0.731
0.789	0.789 [-]	0.789 [-]	-
4.220	4.220 [2.720]	4.220 [2.720]	2.720
1.000/1.900	1.000/1.900	1.000/1.900	1.000/1.900
3.917	4.100	4.100	4.100

1325 x 1470 x 405	1325 x 1470 x 405	1325 x 1470 x 405	1325 x 1470 x 405
1085	1085	1085	1085
845	850	850	850
5000 x 1750 x 1775	5000 x 1800 x 1800	5000 x 1800 x 1800	5000 x 1800 x 1800
200	205	205	205
1505	1520	1520	1520
1500	1515	1515	1515
3000	3000	3000	3000
32.7	33.4	33.4	33.4
23.6	23.8	17.8	17.8
26.3/24.4	24.7	24.7	24.7

5	5	5	5
75 (16.5)	75 (16.5)	75 (16.5)	75 (16.5)
2890 (6372)	2910 (6417) [2920 (6439)]	2910 (6417) [2920 (6439)]	2920 (6439)
1840 (4057)	1865 (4112) [1875 (4134)]	1865 (4112) [1875 (4134)]	1875 (4134)
1050 (2315)	1045 (2304)	1045 (2304)	1045 (2304)
2700 (5954)	2700 (5954)	2700 (5954)	2700 (5954)
750 (1654)	750 (1654)	750 (1654)	750 (1654)
115 (254)	115 (254)	115 (254)	115 (254)

Every 12,500 miles or 12 months, whichever occurs first

8E/9E	9E	10E	10E
3 year/100,000 mile warranty, 12 year anti-corrosion perforation warranty, 3 year pan-European roadside, home and accident assistance			

[†]Estimated figures.

STANDARD AND OPTIONAL EQUIPMENT

Model	Single Cab 4Work/4Life Manual	Club Cab 4Work/4Life Manual	Club Cab Warrior Manual	Double Cab 4Work/4Life Manual	Double Cab Warrior Man/Auto	Double Cab Animal Man/Auto	Double Cab Elegance Automatic
Security and Safety Features							
Security							
Alarm	DFO	DFO	■	DFO	■	■	■
Immobiliser, engine	■	■	■	■	■	■	■
Keyless entry	●	●	■	●	■	■	■
Locking wheel nuts	-	-	■	-	■	■	■
Rear floor hidden compartment	-	■	■	-	-	-	-
Visible VIN	■	■	■	■	■	■	■
Safety							
ABS with EBD	■	■	■	■	■	■	■
Airbag SRS, driver's	■	■	■	■	■	■	■
Airbag SRS, front passenger's	■	■	■	■	■	■	■
Airbag, front passenger deactivation switch	■	■	■	■	■	■	■
Child proof rear door locks	-	-	-	■	■	■	■
Collapsible steering column	■	■	■	■	■	■	■
Electric anti-trapping windows, front, with drivers one touch operation	●	●	■	●	■	■	■
Electric anti-trapping windows, rear	-	-	-	●	■	■	■
Fog lamp, rear	■	■	■	■	■	■	■
High-mount stop lamp, rear	■	■	■	■	■	■	■
Mitsubishi Active Stability & Traction Control (M-ASTC)	-	-	-	-	■	■	■
Side impact door bars	■	■	■	■	■	■	■

Exterior Features							
Styling							
Door mirrors and handles, black	■	■	-	■	-	-	-
Door mirrors and handles, chrome	-	-	■	-	■	■	■
Front bumper, black	■	-	-	-	-	-	-
Front bumper, colour-keyed	-	■	■	■	■	■	■
Front grille, black	■	◆	-	◆	-	-	-
Front grille, black with chrome accent	-	●	■	●	■	-	■
Front grille, sports mesh type, upper/lower	-	-	-	-	-	■	-
Lamp bezels, chrome, front	-	-	-	-	-	■	-
Lamp bezels, chrome, rear	-	-	■	-	-	■	-
Metallic or pearlescent paint finish	□	□	□	□	□	□	□
Mudflaps, front and rear	■	■	■	■	■	■	■
Privacy glass, rear windows	-	-	-	-	■	■	■
Rear under-guard bar, black	■	■	-	■	-	■	■
Rear under-guard bar, chrome with integrated step	-	-	■	-	■	-	-
Rear skirt, colour-keyed with chrome inserts	-	-	-	-	-	■	■
Resin guard, front, colour-keyed with chrome inserts	-	-	■	-	■	-	-
Resin guard, front, grey with chrome inserts	-	-	-	-	-	■	-
Side steps	-	●	■	●	■	■	■
Spare wheel, steel, underfloor-mounted	■	■	■	■	-	-	-
Spare wheel, alloy, underfloor-mounted	-	-	-	-	■	■	■
Wheelarch extensions, grey	-	-	■	-	■	■	■
Wheels, alloy	DFO	DFO	■	DFO	■	■	■
Wheels, steel	■	■	-	■	-	-	-
Functional							
Central door locking, remote	●	●	■	●	■	■	■
Central tailgate handle	■	■	■	■	■	■	■
Differential lock, rear	■	■	■	■	-	-	-
Door mirrors, manually adjustable, black	■	■	-	■	-	-	-
Door mirrors, manually adjustable, chrome	-	-	■	-	-	-	-
Door mirrors, electrically adjustable and heated, chrome	-	-	-	-	■	■	■
Double walled load bed and tailgate	■	■	■	■	■	■	■
Fog lamps, reflector type, front	-	-	■	-	■	■	■
Ladder rack, colour-keyed	■	DFO	DFO	DFO	DFO	DFO	DFO
Opening rear quarter windows, butterfly-type	-	■	■	-	-	-	-
Rear bed outer hook bar, colour-keyed	■	DFO	DFO	DFO	DFO	DFO	DFO
Rear body inner hooks x 6	■	■	■	■	■	■	■
Skid plate, front	■	■	■	■	■	■	■
Window demister with timer, rear	■	■	■	■	■	■	■
Wipers, variable intermittent with washer, front	■	■	■	■	■	■	■

Interior Features							
Audio/Navigation							
Aerial, centre roof mounted	-	■	■	■	■	■	■
Aerial, front pillar mounted	■	-	-	-	-	-	-
CD autochanger, 10 disc	-	DFO	DFO	DFO	DFO	■	■
RDS (Radio Data System) information	■	■	■	■	■	■	■
DVD satellite navigation system	-	-	-	-	-	-	■
Stereo radio/CD with MP3 compatibility and 2 speakers	■	■	■	-	-	-	-
Stereo radio/CD with MP3 compatibility and 4 speakers	-	-	-	■	-	-	-
Stereo radio/CD with MP3 compatibility and 6 speakers	-	-	-	-	■	■	■
Smartnav navigation system	-	-	-	-	-	■	-

■ : Standard ◆ : 4Work only ● : 4Life only □ : Option at additional cost - : Not available DFO : Dealer Fit Option at additional cost

STANDARD AND OPTIONAL EQUIPMENT

Model	Single Cab 4Work/4Life Manual	Club Cab 4Work/4Life Manual	Club Cab Warrior Manual	Double Cab 4Work/4Life Manual	Double Cab Warrior Man/Auto	Double Cab Animal Man/Auto	Double Cab Elegance Automatic
Interior Features continued							
Styling							
Dashboard centre panel and gearshift boot ring, silver finish	-	-	-	-	■	■	■
Door entry guards, stainless steel, Warrior logo	-	-	■	-	■	-	-
Door entry guards, stainless steel, illuminated Animal logo	-	-	-	-	-	■	-
Door entry guards, stainless steel, Elegance logo	-	-	-	-	-	-	■
Door handles, inner, chrome	-	-	-	-	■	■	■
Electric window switch panels, silver	-	-	-	-	■	■	■
Floor mats with Warrior logo	-	-	■	-	■	-	-
Floor mats with Animal logo	-	-	-	-	-	■	-
Floor mats, Elegance style	-	-	-	-	-	-	■
Gear knob, leather-wrapped, black with blue stitching	-	-	-	-	■	■	■
Instrument meters, blue	■	■	■	■	■	■	■
Seat trim, black leather	-	-	-	-	-	-	■
Seat trim, two-tone grey fabric	■	■	-	■	■	-	-
Seat trim, black leather with Warrior logo	-	-	■	-	□	-	-
Seat trim, black leather with contrasting inserts and Animal logo	-	-	-	-	-	■	-
Steering wheel, urethane	■	■	■	■	-	-	-
Steering wheel, leather wrapped, black with blue stitching	-	-	-	-	■	■	■
Convenience							
Air conditioning, manual	●	●	■	●	-	-	-
Air conditioning, climate control	-	-	-	-	■	■	■
Cup holders, front	■	■	■	■	■	■	■
Dashboard centre utility box	■	-	-	-	-	-	-
Dashboard centre utility box with lid	-	■	■	■	-	-	-
Door pockets with bottle holder, front	■	■	■	■	■	■	■
Door pockets with bottle holder, rear	-	-	-	■	■	■	■
Floor console box with lid	■	■	■	■	■	■	■
Front passenger's side under seat tray	-	-	-	-	■	■	-
Footrest, driver's	■	■	■	■	■	■	■
Glove box, illuminated	■	-	-	-	-	-	-
Glovebox, lockable and illuminated	-	■	■	■	■	■	■
Illuminated ignition keyhole	-	■	■	■	■	■	■
Passenger's assist grip x 1	■	-	-	-	-	-	-
Passenger's assist grip x 3	-	■	■	■	■	■	■
Rear quarter panel storage pockets	-	■	■	-	-	-	-
Sunglasses holder	-	-	-	■	■	■	■
Sunvisors x 2	■	-	-	-	-	-	-
Sunvisors with driver's ticket holder and passenger's vanity mirror	-	■	■	■	■	■	■
Tachometer	■	■	■	■	■	■	■
Functional							
4WD drivetrain mode indicator	■	■	■	■	■	■	■
Digital clock, overhead type	■	■	■	■	-	-	-
Door mirrors, manually adjustable	■	■	■	■	-	-	-
Door mirrors, electrically adjustable and heated	-	-	-	-	■	■	■
Electric anti-trapping windows with one-touch open/close, front	●	●	■	●	■	■	■
Electric anti-trapping windows, rear	-	-	-	●	■	■	■
Exterior temperature display	-	-	-	-	■	■	■
Fuel lid opener, remote	■	■	■	■	■	■	■
Headlamp levelling device	■	■	■	■	■	■	■
Instrument panel dimmer	-	-	-	-	■	■	■
Multi-info display	-	-	-	-	■	■	-
Multi Display Station with touch-screen operation	-	-	-	-	-	-	■
Odometer/trip meter with digital display	■	■	■	■	■	■	■
Steering wheel, tilt adjustable	■	■	■	■	■	■	■
Lighting							
Door courtesy lamps	-	-	-	-	■	■	■
Interior lamp	■	■	■	■	■	■	■
Map reading lamps, front	-	-	-	■	■	■	■
Seats							
Armrest, rear seat centre with cup holders	-	-	-	■	■	■	■
Driver's seat electric adjustment	-	-	-	-	-	-	■
Driver's seat height adjustment	-	■	■	■	■	■	■
Front passenger's seat easy-entry rear access	-	■	■	-	-	-	-
Front seat heaters	-	-	-	-	-	-	■
Front seats, slide and recline adjustment	■	■	■	■	■	■	■
Head restraints, height adjustable, front x 2	■	■	■	■	■	■	■
Head restraints x 2, rear	-	■	■	-	-	-	-
Head restraints x 3, rear	-	-	-	■	■	■	■
ISD-Fix child seat mountings	-	-	-	■	■	■	■
Rear seat fold-up cushions x 2	-	■	■	-	-	-	-
Seatbelts, 3-point ELR x 2 with force limiters and pretensioners, front	■	■	■	■	■	■	■
Seatbelts, 3-point ELR x 2, rear	-	■	■	-	-	-	-
Seatbelts, ELR/ALR 3-point x 2 and centre ELR 3-point belt, rear	-	-	-	■	■	■	■

■ : Standard ◆ : 4Work only ● : 4Life only □ : Option at additional cost - : Not available DFO : Dealer Fit Option at additional cost

COLOUR OPTIONS



Model	Single Cab 4Work/4Life	Club Cab 4Work/4Life	Club Cab Warrior	Double Cab 4Work/4Life	Double Cab Warrior	Double Cab Animal	Double Cab Elegance	
Exterior colour								
1 Starlight Silver (M) A66	■	■	■	■	■	■	■	
2 Polar White (S) W32	■	■	■	■	-	-	-	
3 Cosmos Black (P) X08	■	■	■	■	■	■	■	
4 Titanium Grey (P) A67	-	■	■	■	■	■	■	
5 Lofty Green (M) F10	-	-	-	■	-	-	-	
6 Aztec Red (S) R59	-	-	-	-	■	■	■	
7 Reef Blue (M) T69	-	-	-	-	-	-	■	
Seats	Fabric (Grey)	Fabric (Grey)	Leather (Black)	Fabric (Grey)	Fabric (Grey) or Leather (Black)	Leather (Black/Blue)	Leather (Black/Grey)	Leather (Black)
Door Trim	Formed-type Resin (Grey)							
Headlining	Non-woven Fabric (Light Grey)							
Floor Carpet	Needle Punch (Grey)							

■ : Available - : Not available M: Metallic* P: Pearlescent* S: Solid

Colours and trims reproduced on these pages may vary from the actual colours due to the limitations of the printing process used.

*Metallic/pearlescent paint finish available at additional cost.

OUTSTANDING AFTER SALES FOR CAREFREE MOTORING

More than 2500 Mitsubishi Motors Authorised Service Points in Europe are committed to helping you wherever you are.



MITSUBISHI FIXED PRICE SERVICING

With the Mitsubishi Fixed Price Service Plan, you'll have the peace of mind that your L200 will be serviced regularly by skilled Mitsubishi trained technicians ensuring your L200 gets the TLC it deserves.

The Mitsubishi Fixed Price Service Plan provides a number of different term options to suit your needs and pocket guaranteeing you fixed and inflation-proof servicing.

The Plan can be bought with a new vehicle or at any time up to the vehicle's first service. Please ask your local dealer for more details.

MITSUBISHI MOTORS GENUINE PARTS

Even the smallest technical faults can lead to accidents. Therefore, all Mitsubishi Motors Genuine Parts have been developed and tested to stringent quality standards. We recommend using Mitsubishi Motors Genuine Parts in order to maintain the safety and integrity of your vehicle and that of your passengers. Mitsubishi Motors Genuine Parts are available at all Mitsubishi Authorised Service Points.

COMPREHENSIVE WARRANTY

All new Mitsubishi L200 vehicles come with a comprehensive 3-year 100,000-mile warranty as standard. The anti-corrosion perforation warranty covers rusting through for the first 12 years. The reliability statistics for Mitsubishi vehicles are impressive, but in the unlikely event that you do need help, we offer MAP.

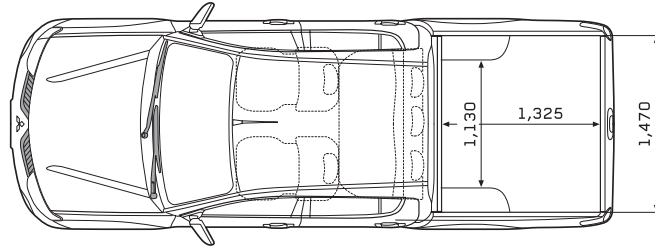
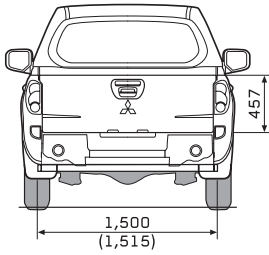
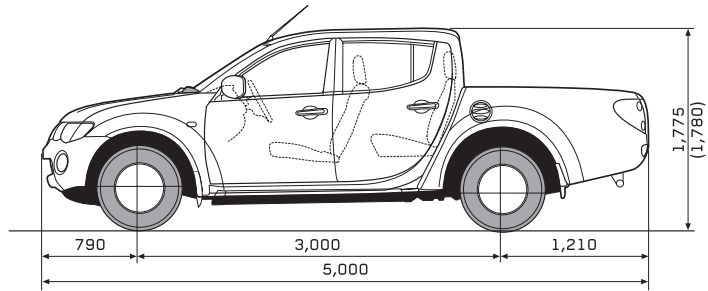



MAP – FREE BREAKDOWN ASSISTANCE

Throughout the 3-year warranty period your vehicle is covered by Mitsubishi Assistance Package (MAP) roadside assistance. This cover extends to more than 30 countries throughout Europe so your mobility is guaranteed. Should you ever need assistance in the event of breakdown, accident, theft or vandalism – wherever you are, 24 hours a day, 7 days a week – just call the number on your card.

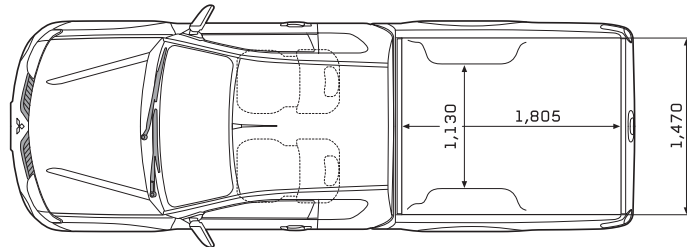
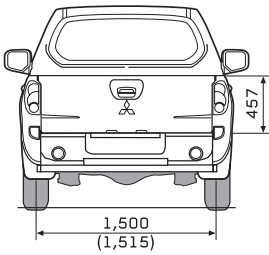
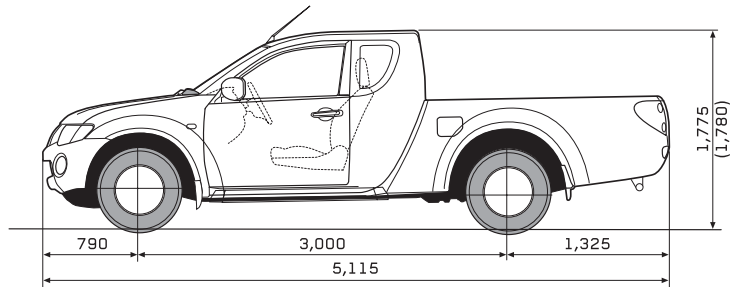
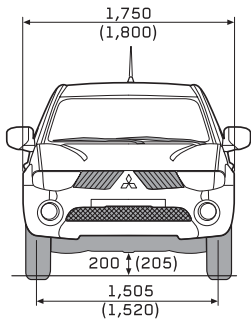
DIMENSIONAL VIEWS

L200 DOUBLE CAB

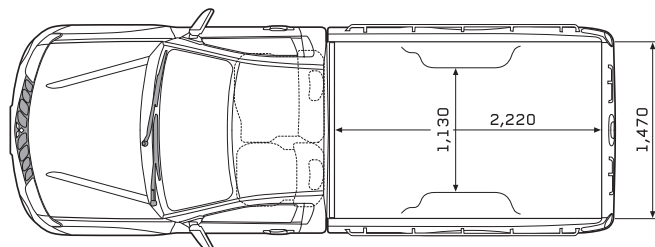
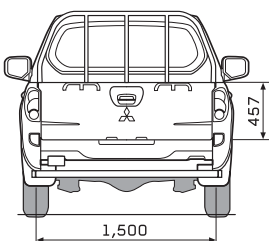
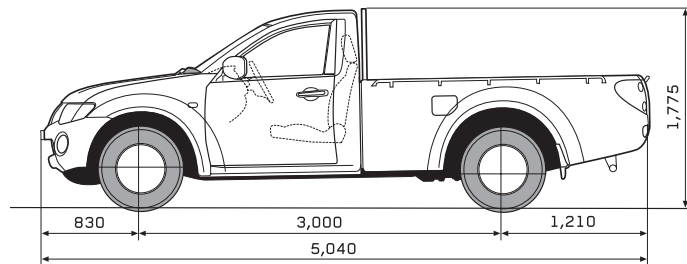
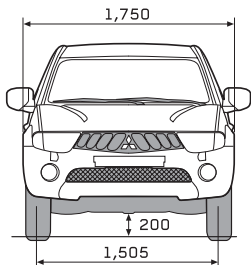


() Warrior/Animal/Elegance

L200 CLUB CAB



L200 SINGLE CAB



All measurements in millimetres.

MITSUBISHI MOTORS RECYCLING

We all have a duty to protect the environment. After a long working life we will take back any Mitsubishi Motors vehicle originally sold by The Colt Car Company Ltd. and recycle it in an environmentally friendly manner in accordance with the EU Directive on End-of-Life Vehicles and any applicable national statutory provisions.

All Mitsubishi Motors vehicles sold by The Colt Car Company Ltd. on or after 1st July 2002 will be taken back free of charge from the last owner, at one of the designated take-back points, provided the vehicle contains all major components and is free of waste. From 1st January 2007, this applies to all Mitsubishi Motors vehicles sold by The Colt Car Company Ltd. irrespective of date of sale.

For further information please visit www.cartakeback.com, email info@cartakeback.com or call the Cartakeback info-line on 0845 257 32 33.



For information on the UK's widest range of 4x4 commercial vehicles, please ask your local Mitsubishi dealer for the 4Work range brochure/price list.

Specifications and warranty conditions may vary for overseas markets. For personal export, NATO or diplomatic sales, please refer to the appropriate 'Export Department' as follows:
U.K.: The Colt Car Company Ltd., Watermoor, Cirencester, Glos. GL7 1LF. Tel: 01285 655777.
Germany: The Colt Car Company Ltd., P.O. Box 1244, 41374 Brüggen, Germany. Tel: 02163 7036.

The specification of the vehicles illustrated in this publication may not be applicable to the UK market, furthermore some vehicle illustrations may include accessory items which are not part of UK standard specification. However, every effort has been made to ensure that the written information was accurate, up-to-date and consistent with UK specification at the time of going to press. The right is reserved to change specification, features and prices without prior notice. To avoid any misunderstandings, your Mitsubishi Motors dealer will advise of any alterations made since the date of issue of this brochure. No part of this publication may be reproduced in any form or by any means, without the prior written permission of The Colt Car Company Limited.

"Animal" and the Claw are registered Trade Marks of H Young (Operations) Limited. The Colt Car Company is the sole licensee for the use of the Animal trade marks on road vehicles in the UK.

Head Office: The Colt Car Company Ltd., Watermoor, Cirencester, Glos. GL7 1LF
Tel: 01285 655777 Fax: 01285 658026 Website: www.mitsubishi-cars.co.uk

L2005307 01/07